

Factory Mutual Research Corporation
1151 Boston-Providence Turnpike
P.O. Box 9102
Norwood, Massachusetts 02062

CERTIFICATE OF COMPLIANCE

HAZARDOUS (CLASSIFIED) LOCATION ELECTRICAL EQUIPMENT

This certificate is issued for the following equipment:

4-20 mA TEMPERATURE TRANSMITTER consisting of the following apparatus, installed in accordance with entity requirements and Certification Drawings 3-7852, 3-7851 and 3-7892. The transmitters were evaluated having the following equipment ratings:

Associated electrical apparatus having intrinsically safe connections for Class I, II and III, Division 1, Group A,B,C,D,E, F and G hazardous (classified) locations.

<u>Apparatus</u>	<u>Model</u>
Temperature Transmitter	Model IPAQ-LX

Electrical apparatus having intrinsically safe connections for Class I, Division 1, Group A, B, C and D hazardous (classified) locations.

<u>Apparatus</u>	<u>Type</u>
Temperature Transmitter	Model IPAQ-HX
Temperature Transmitter	Model APAQ-HX

Manufactured by: INOR PROCESS AB
P.O. BOX 9125
S-200 39 MALMO, SWEDEN


This certifies that the equipment described has been found to comply with the following Factory Mutual Research Corporation Approval Standards:

Approval Standard Class 3600 - 1989
Approval Standard Class 3610 - 1988
Approval Standard Class 3810 - 1989

Approval Job Identification: 0D6A8.AX

Approval Report Dated August 8, 1997

Factory Mutual Research Corporation


Frank J. McGowan, Manager
Instrumentation Section
Approvals Division

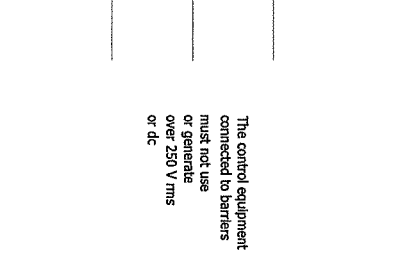
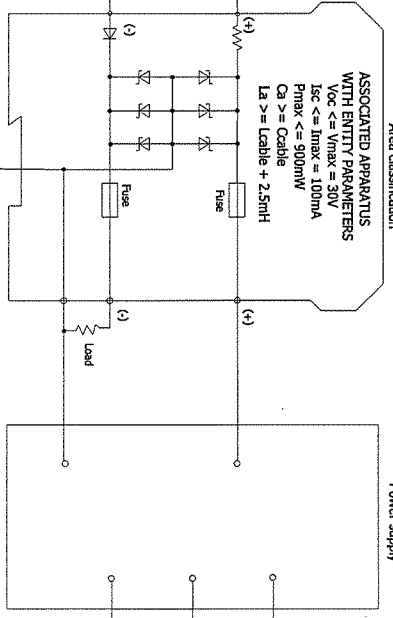
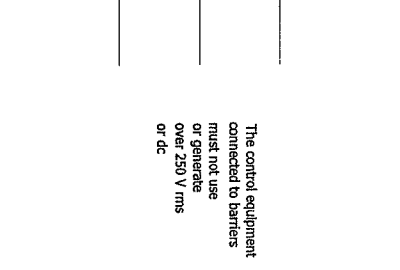
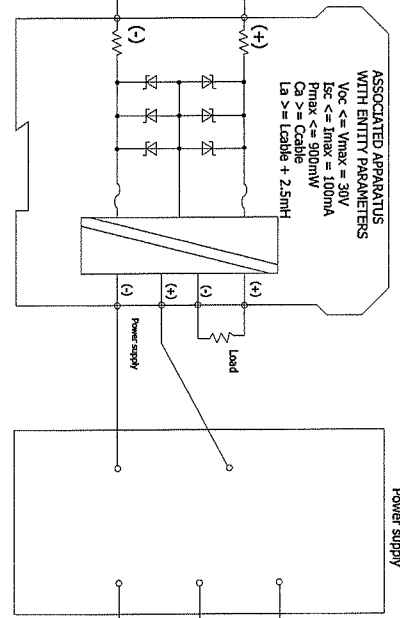

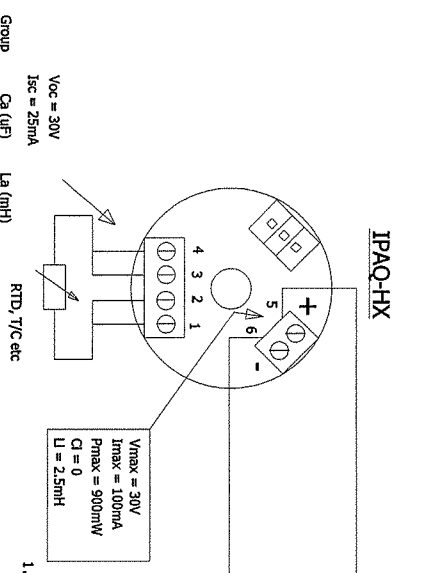
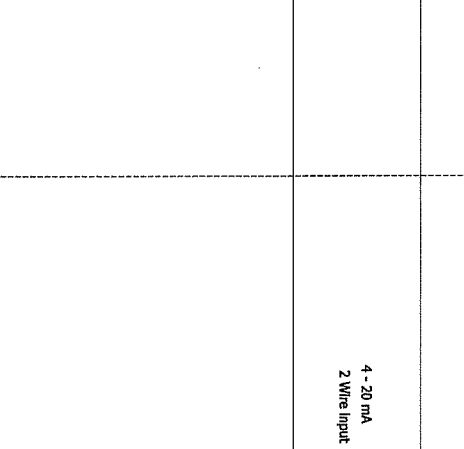
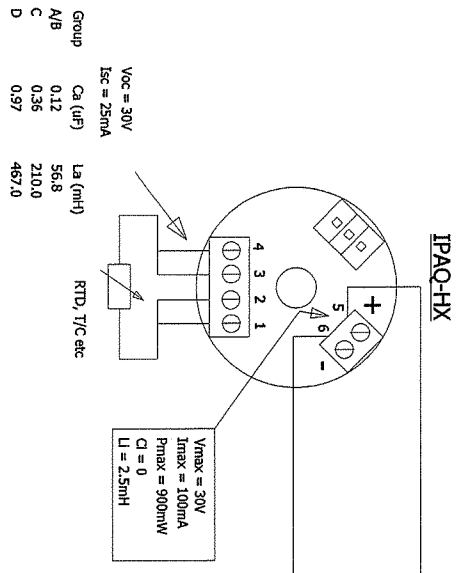
Date: 9/19/97

This document must not be copied without our permission, and the contents thereof must not be imparted to a third party nor be used for any unauthorized purpose. Contravention will be prosecuted.

Detta dokument är vår egendom och skyddad enligt gällande lag samt får ej utan vårt medgivande kopieras, delgivas annan eller obehörigen användas.

Hazardous (Classified) Location
Class 1, Division 1
Group A, B, C, and D

Nonhazardous Location



1. The configuration of the associated apparatus or intrinsically safe equipment shall be FM approved. Simple apparatus connected to the equipment must follow the requirements of appropriate standards e.g. EN 50020:2002, FM 3610:1999 or IEC 60079-11:1999.
2. Safety barriers must be installed in accordance with the manufacturers instructions.
3. Installation must be in accordance with the National Electrical Code (NFPA 70, Article 504) and ANSI/ISA-RP12.6.
4. If the cable parameters are unknown, the following values shall be used:
Capacitance = 60 pF/feet (200 pF/m)
Inductance = 0.20 uH/feet (0.66 uH/m)
5. If the safety barrier requires an earth connection then the resistance between the terminal on the safety barrier and the earth ground shall be less than 1 ohm.
6. Do not connect any communication equipment unless area is known to be non-hazardous.

No revisions to drawing without prior FM approval.

REVISION	DATE	COMMENTS	SIGN
Rev A	970516	Revision of the text etc.	GP
Rev B	970602	Revision of the text etc.	GP
Rev C	970617	IPAO-X-cable added.	GP
Rev D	970619	IPAO-X is removed.	GP
Rev E	970623	Text note 6 added.	GP
Rev F	970628	Standards in note 1 added. Changed font.	GP
Rev G	970628	Standards in note 1 added. Changed font.	GP

DEF. NO.	NUMBER	NAME	MATERIAL	DRW./DRW. NO.	ITEM NO.
		INTRINSIC SAFETY CONTROL DRAWING			
		IPAO-HX TEMPERATURE TRANSMITTER			

QAD. NO.	DRWN	LSB	SCALE	DRW. NO.

3-7851

The control equipment connected to barriers must not use or generate over 250 V rms or dc

The control equipment connected to barriers must not use or generate over 250 V rms or dc