

SRCM

Room Pressure Monitor
w/BACnet® Option



“2 in 1” Eliminates need for 2nd Monitor

- Display both Pressure and Room Condition
- On-Board and Remote Sensing Capability

High Resolution Color Touch-Screen Display

- Immediate Feedback on Room Status
- Intuitive Graphic Interface

Flush-Mount Design

- Low Profile, Easy-Care Wipe Down
- Snap-in Cover Plate - No Visible Fasteners



Low Cost Installation

- Clone Configuration Capability
- Standard Off-The-Shelf Electrical Box

setra

The Solution with a SmartTouch™ Display


In a hospital, laboratory, or animal research facility, the integrity of the ventilation control system is at the heart of a contaminant free environment. Whether a room is to be maintained at a negative pressure to prevent contaminants from escaping into adjacent areas or positive pressure to protect patients with compromised immune systems, the proper pressurization of the room is essential. To assure proper pressurization is maintained in these

critical environments, a room pressure monitor is employed to measure and alert staff and personnel of any change in pressure—no matter how small. A fail-safe solution to monitoring these very low pressure changes is Setra's Model SRCM room pressure monitor, which utilizes highly accurate capacitance sensing technology to measure and display true low pressure differential to a resolution of 0.0001 in. W.C.

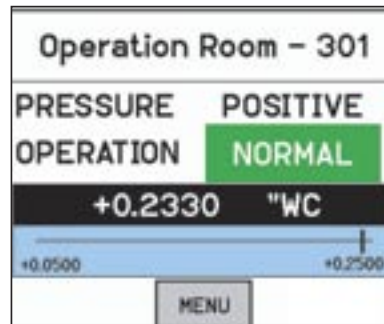
Setra's "2 in 1" Solution

The Environment is Critical, the Control is Easy

Room Condition



Room Pressure



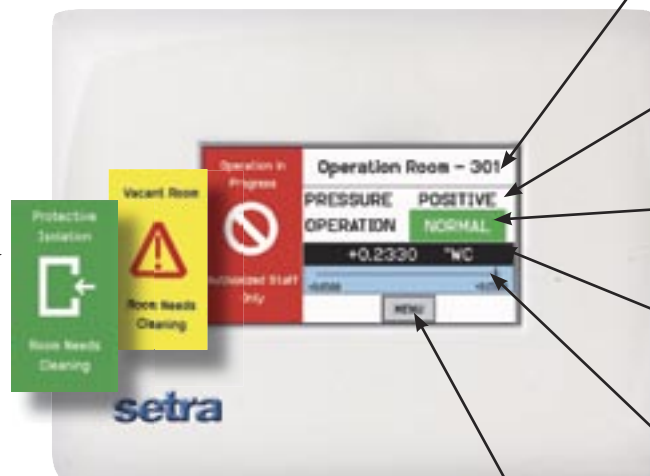
SRCM



Attractive, Intuitive, and Configurable Design

Room Condition Banner

User Configurable Status Display
 Green = "Clear to Enter"
 Yellow = "Caution"
 Red = "Do Not Enter"



Room I.D.

Customer Configurable Feature - Customize Room Name

Room Pressure Mode

Display Positive, Negative, or Neutral Mode of Room

Room Pressure Status

Visual Indication of Normal, Warning, and Alarm Condition

Displayed Pressure

Displays Room Pressure in User Selectable Units

Pressure Slide Bar

Graphic Display of Pressure Reading Relative to Alarm Setpoints

Setup Menu

Password Protected Entry to Menu Structure

Features & Benefits



True Pressure Measurement

- High accuracy Setra low differential capacitance technology
- Dead ended solution — no contamination or clogging
- Standard on-board sensor and optional remote sensor — “2 measurements in 1”

Flush Mount Design

- No visible mounting fasteners
- Snap-in flush bezel
- Face is sealed for cleaning or wipe-down

Ease of Installation

- Mounts in off-the-shelf electrical gang box
- 4-screw “self leveling” mount
- Labeled, removable termination strips — ease of wiring

Clone Configuration

- Display rotates up for access to USB port
- On-board USB port — cloning of configurations for multiple unit installation


BACnet® Communications

- Installed or field upgrade for in-situ installation
- BACnet® MSTP/ASC
- All setups configurable through touch screen display

Alarm Capabilities

- Local Audible and Visual alarming
- Remote annunciator alarming capability
- Alarm delay feature — prevent nuisance alarms

Fingertip Access for Easy Setup



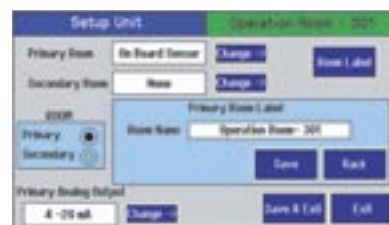
Setup Display Banner

- User Defined Text: Free form data entry for room name
- Room Status: Change room from Isolation to No Isolation



Setup Display Advanced

- Display Contrast: Change brightness of display
- Display Averaging: Improve display resolution in unstable ambient pressure environments
- Displayed Pressure: Display primary and secondary or toggle between 2 rooms
- Enable Password: Administrator and Supervisor



Setup Unit Operation

- Setup primary and secondary room
- Change analog output
- Free form data entry for room name



Surgical Suites

Pharmaceutical

Intensive Care
Isolation Rooms

Applications

Organic Laboratory

Research Laboratories

Animal Research



Model SRCM Specifications

Performance Data

	Code F	Code H
Accuracy RSS* (at constant temp)	±0.25%	±0.5%
Non-Linearity (BFSL Based)	±0.24%	±0.49%
Hysteresis	±0.05%	±0.05%
Non-Repeatability	±0.05%	±0.05%
Zero Setting Tolerance	±0.5% FS	±0.5% FS
Span Setting Tolerance	±0.5% FS	±0.5% FS

Thermal Effects**

Compensated Range °F(°C)	±0.03% FS(±0.05% FS)
Overpressure	±1 PSI (15" W.C. for ≤ 0.10" W.C. F.S.)

*RSS of Non-Linearity, Non-Repeatability and Hysteresis.

**Units calibrated at nominal 70°F. Maximum thermal error computed from this datum.

Environmental Data

Temperature	
Operating* °F (°C)	32 to +120 (0 to +50)
Storage °F (°C)	-20 to +160 (-30 to +70)
Operating Humidity	5 to 95% RH (Non-condensing)

*Operating temperature limits of the electronics only.

Pressure Media

Air or Non-conductive, Non-explosive Gases.

Physical Description

Case	Fire Retardant Plastic UL94 V-0
Dimensions	5.84"H x 7.45"W x 0.38"D (14.84 x 18.92 x 0.95 cm)
Electrical Connection	Removable Terminal Block
Pressure Fittings	Barbed Fittings for 1/4" Tubing
Weight (approx.)	1lb 3.2oz (554 grams)
Mounting	Mounts to triple gang double-deep electrical box.

Communications Option

BACnet® MS/TP ASC

Display

LCD 4.3" TFT, 480 x 272, Dimmable

Electrical Data (Voltage)

Circuit	3-Wire (Exc., Out, Com)
Output*	0 to 5 VDC 0 to 10 VDC
Excitation	18-32 VAC, 50-60 HZ
Power Consumption	10 W max., 3 W typ.
Alarm Output	SPDT Relay: 0.6A @ 120 VAC 2A @ 30 VDC

*Calibrated into a 50K ohm load, operable into a 5000 ohm load or greater.

Electrical Data (Current)

Circuit	2-Wire
Output	4 to 20 mA
External Load	0 to 510 ohms
Excitation	18-32 VAC

Inputs

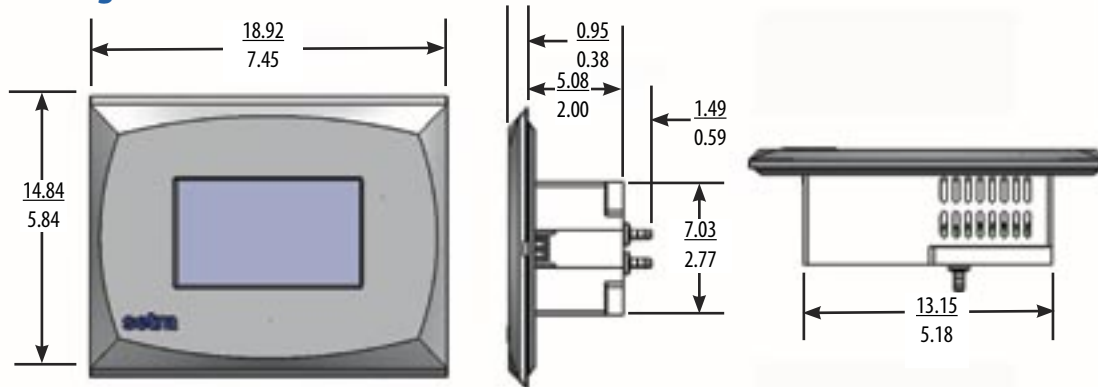
1 Internal Pressure Sensor
2 A/D's inputs for remote pressure sensors
1 Digital Input

Certifications

CE Electro-Magnetic Compatibility Directive 2004/108 EC

Specifications are subject to change without notice.

Outline Drawings




cm
in.

Example: Part No. SRCMR05WBA1HNS for a SRCM ±0.05" WC Range, 24VAC/4-20 MA, ±0.5% Full Scale Accuracy

S	R	C	M					S			
Model SRCM				Ranges		Excitation/Output		Accuracy		Pressure Snubber	
				Unidirectional/Bidirectional		A1 = 24 VAC/4-20 mA or 0-5 and 0-10 VDC A2 = 24 VAC w/BACnet®		H = ±0.5% Full Scale F = ±0.25% Full Scale		N = 0 1 = 1 2 = 2	
				R05WB = ±0.05" W.C. 0R1WB = ±0.10" W.C. R25WB = ±0.25" W.C. 0R5WB = ±0.50" W.C. 001WB = ±1.00" W.C. 2R5WB = ±2.50" W.C. 005WB = ±5.00" W.C. 025LB = ±25 Pa 050LB = ±50 Pa 100LB = ±100 Pa 250LB = ±250 Pa 500LB = ±500 Pa 10CLB = ±1000 Pa							
Please contact factory for versions not shown. "BACnet" is a registered trademark of ASHRAE											

Accessories



Model SRAN Remote Annunciator
Green LED, Normal Indication
Red LED, Alarm Indication
Buzzer, Audio Alarm, ADJ. from SRPM Acknowledge Switch

Order Part Number
S R A N