



# setra FLEX™

## Environmental Monitor

- Supports 3 rooms, 6 parameters each
- 7" Projected capacitive touch screen
- BACnet/IP & BACnet MS/TP
- Flush mount to wall
- Mounts in standard electrical boxes
- Full touch response with medical gloves
- No programming required
- 4 Inputs & 2 outputs on-board
- On-board or external pressure transducer
- High accuracy 0.25% sensor standard
- Monitor and control pressure, temperature, humidity, air change rate, and 2 user-defined parameters
- 4 Customizable room profiles
- 2 Levels of password security
- User-defined on-screen text and icons
- Configuration options help reduce nuisance alarms
- 50mm Wall depth when sensor is mounted remotely
- Cloning features reduces time required for multi-unit installation
- Remote duplicate display shows parameters inside and outside of rooms

The Setra FLEX™ provides a flexible room environmental control and monitoring solution in a simple-to-use package. An attractive flush-mount faceplate is complemented by an intuitive graphical display to meet any architectural requirement. The unit supports 3 rooms, monitoring up to 6 parameters for each room. An optional differential pressure sensor can be either factory-installed in the unit or ordered separately and installed above the ceiling. Integration with building automation systems is made easy through either BACnet/IP or BACnet MS/TP network protocols.

## Modular design

A modular hardware design enables the FLEX monitor to fit in various wall thickness found around the globe. For applications which require the monitor to fit in wall depths less than 50mm, the FLEX can be ordered with an external pressure sensor. When mounting in a three gang electrical box, the FLEX can be ordered with an integrated on-board sensor. Sufficient on-board I/O provides connectivity for most common equipment and sensor applications. If additional connections are required, or if more advanced HVAC applications demand it, FLEX can work directly with a third party controller over BACnet. A high accuracy 0.25% differential pressure transducer is used in all pressure sensing options. A projected capacitive touch screen provides swipe functionality and allows for use with medical gloves. The faceplate is attached to the unit body, enabling both tamper resistant operation and easy opening for pressure calibration.

## Setra FLEX-RM and FLEX-RC

FLEX software is designed to suit any application, with the ability to support up to 3 rooms. FLEX-RM (Room Monitor) provides monitoring only, for those applications where no control from the touch screen is needed. FLEX-RC (Room Control) offers monitoring, plus PI loop or network control of VAV boxes, venturi valves, or hydronic reheat valves. Software is pre-installed, with configuration and network integration done using simple setup screens. There is no programming required. When completed, configuration settings on one unit can be cloned to other devices using a standard USB thumb drive, thereby shortening commissioning time. Units can also be configured remotely over a BACnet network.

The FLEX monitor is both a controller and monitor, with audible and visual alarming on all room environmental parameters. The FLEX monitor enables users to save energy by choosing from two PI control loops and two monitoring sets for any of four room modes, such as occupied and unoccupied.



# Specifications

## Physical description

<b>Dimensions</b>	9.25" W x 6.3" H x 0.65"D (215.0mm x 160.0mm x 16.51mm)
<b>Mounting</b>	Triple-gang, double deep electrical box. RACO 697, Appleton M3-350, or equivalent
<b>Case</b>	Fire-retardant plastic UL94 V-0
<b>Weight</b>	2 lbs
<b>Display</b>	7" Projected Capacitive (PCAP) multi-touch, 800 x 480 pixels. Usable with medical gloves.
<b>Display brightness</b>	1-7
<b>USB port</b>	Micro-USB port for configuration cloning between units and software upgrades.
<b>Audible alarm</b>	Dual piezo with 3 volume levels (0-75 dB max.)

## Communications

### Protocols (BACnet objects can be found at setra.com) BTL- compliant

BACnet/IP using IPv4, Ethernet CAT5 cables with RJ45
BACnet MS/TP up to 76.8 kbps, 3-conductor, twisted, shielded 16-24 AWG cable

## Electrical

<b>Power</b>	24 VAC (18-30 VAC operational), 50-60 HZ
<b>Power draw</b>	13 W max, 10 W typical
<b>Wire</b>	2 or 3-conductor (depending on application) stranded unshielded twisted pair, 16-24 AWG
<b>Connections</b>	Removable Terminal Blocks

## Regulatory compliance

CSA, CE, RoHS, WEEE

## Environmental data

<b>Operating temp. °F (°C)</b>	32 to 120 (0 to 50)
<b>Storage temp. °F (°C)</b>	-40 to 185 (-40 to 85)
<b>Operating humidity</b>	5 to 95% RH (non-condensing)
<b>Ingress Protection (IP) rating</b>	IP54

## Chemical resistance

Exposed surfaces are chemically resistant to vaporized hydrogen peroxide (VHP), formaldehyde, chlorine dioxide (clidox), perchloric acid, sodium hypochlorite 3-6% (bleach), quaternary ammonium 7% in 1:128 tap water (ammonia).

## Performance

<b>Accuracy RSS</b>	±0.25%
<b>Non-linearity (BFSL)</b>	±0.24%
<b>Hysteresis</b>	±0.05%
<b>Non-repeatability</b>	±0.05%
<b>Span setting tol.</b>	±0.5% Rdg
<b>Zero/span shift % FS</b>	± 0.03% PSI (±0.05% FS)
<b>Overpressure</b>	±1 PSI (15" WC for ≤0.10" WC FS)
<b>Pressure media</b>	Air or non-conductive, non-explosive gases
<b>Pressure fittings</b>	3/16" barbed fittings
<b>Altitude</b>	6562 ft. (2000 m) max.
<b>Position</b>	Housing to be 90° in reference to level surface, ±5°

Specifications subject to change without notice.

# Software features

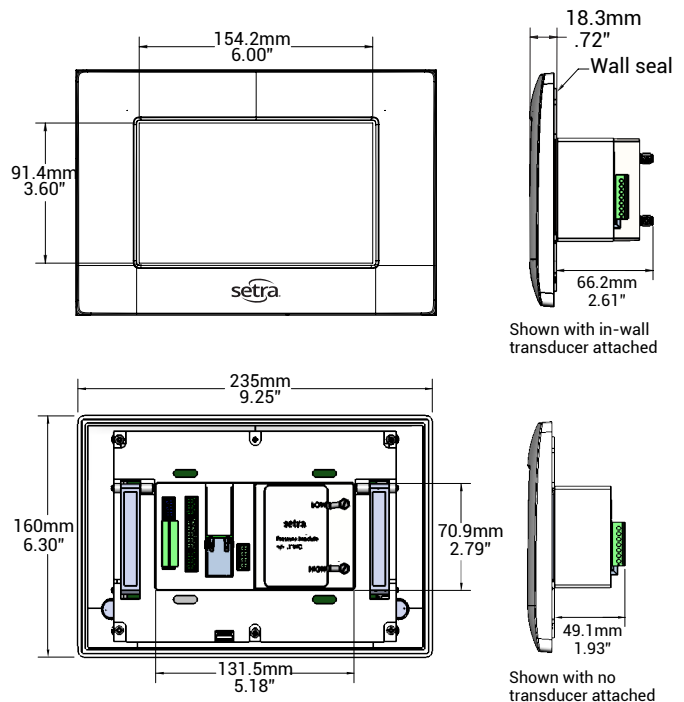
## Home screen

<b>Rooms supported (3)</b>	Carousel display to show up to 3 rooms, with monitor and control for each.
<b>Parameters per room (6)</b>	Badges display pressure, temperature, humidity, air change rate, and 2 user-defined parameters. Each capable of monitor or control. All information available over BACnet.
<b>Room profiles (4)</b>	Define profiles for room environmental control and monitoring. User-defined text. Used for modes such as occupied, unoccupied, cleaning, or decontamination.
<b>Pressure modes (3)</b>	Positive, Negative, Neutral
<b>Background colors (5)</b>	Green, yellow, blue, red, orange for room condition.
<b>Text (2)</b>	User defined lines text that describe room condition.
<b>Icons (32)</b>	Choose from a palette of icons to represent room condition.
<b>Control</b>	Control loops assignable per device. PI control loop for on-board analog outputs. User-defined set point limits. All information available over BACnet.

## Alarming

<b>Parameters per room (6)</b>	Visual and audible alarms for pressure, temperature, humidity, air change rate, and 2 user-defined parameters.
<b>Visual</b>	Green = normal, Red = alarm, Yellow = warning
<b>Audible</b>	Dual buzzers with 3 volume levels (0-75 dB max.)
<b>Disable</b>	One-touch all alarms disable function.
<b>Silence</b>	Selectable 0 - ∞ seconds
<b>Delay</b>	Selectable 0 - 9999 seconds
<b>Latch</b>	Alarm option to hold alarm state until manually reset by operator.
<b>Remote</b>	Remote annunciation to dedicated unit (p/n SRAN) or to multi-unit room monitor.

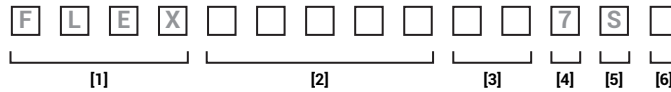
# Dimensions



# Ordering information

Example part number: FLEX0R1WBRM7S4

Setra Flex, ±0.10" W.C., Room monitor only, 7 inch display, Setra logo on faceplate, 4 pressure snubbers:



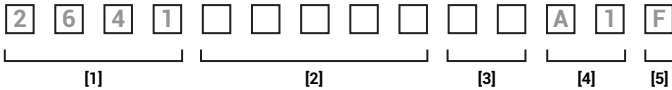
[1]	[2]	[3]	[4]	[5]	[6]																																												
<b>Model</b>	<b>Pressure transducer range for on-board sensor</b>	<b>Monitor or controller</b>	<b>Display</b>	<b>Faceplate</b>	<b>Pressure snubber<sup>1</sup></b>																																												
<b>FLEX</b> Setra FLEX™	<table border="1"> <tr><td><b>R05WB</b></td><td>±0.05" WC</td></tr> <tr><td><b>OR1WB</b></td><td>±0.10" WC</td></tr> <tr><td><b>R25WB</b></td><td>±0.25" WC</td></tr> <tr><td><b>OR5WB</b></td><td>±0.50" WC</td></tr> <tr><td><b>001WB</b></td><td>±1.00" WC</td></tr> <tr><td><b>Z02LB</b></td><td>±12.5 Pa</td></tr> <tr><td><b>O25LB</b></td><td>±25 Pa</td></tr> <tr><td><b>O50LB</b></td><td>±50 Pa</td></tr> <tr><td><b>100LB</b></td><td>±100 Pa</td></tr> <tr><td><b>250LB</b></td><td>±250 Pa</td></tr> <tr><td><b>NNNNN</b></td><td>No transducer</td></tr> </table>	<b>R05WB</b>	±0.05" WC	<b>OR1WB</b>	±0.10" WC	<b>R25WB</b>	±0.25" WC	<b>OR5WB</b>	±0.50" WC	<b>001WB</b>	±1.00" WC	<b>Z02LB</b>	±12.5 Pa	<b>O25LB</b>	±25 Pa	<b>O50LB</b>	±50 Pa	<b>100LB</b>	±100 Pa	<b>250LB</b>	±250 Pa	<b>NNNNN</b>	No transducer	<table border="1"> <tr><td><b>RM</b></td><td>Monitor only, no control operation</td></tr> <tr><td><b>RC</b></td><td>Control and monitoring, full control operation</td></tr> </table>	<b>RM</b>	Monitor only, no control operation	<b>RC</b>	Control and monitoring, full control operation	<table border="1"> <tr><td><b>7</b></td><td>7" screen</td></tr> </table>	<b>7</b>	7" screen	<table border="1"> <tr><td><b>S</b></td><td>Setra logo</td></tr> </table>	<b>S</b>	Setra logo	<table border="1"> <tr><td><b>N</b></td><td>Quantity 0</td></tr> <tr><td><b>1</b></td><td>Quantity 1</td></tr> <tr><td><b>2</b></td><td>Quantity 2</td></tr> <tr><td><b>3</b></td><td>Quantity 3</td></tr> <tr><td><b>4</b></td><td>Quantity 4</td></tr> <tr><td><b>5</b></td><td>Quantity 5</td></tr> <tr><td><b>6</b></td><td>Quantity 6</td></tr> </table>	<b>N</b>	Quantity 0	<b>1</b>	Quantity 1	<b>2</b>	Quantity 2	<b>3</b>	Quantity 3	<b>4</b>	Quantity 4	<b>5</b>	Quantity 5	<b>6</b>	Quantity 6
<b>R05WB</b>	±0.05" WC																																																
<b>OR1WB</b>	±0.10" WC																																																
<b>R25WB</b>	±0.25" WC																																																
<b>OR5WB</b>	±0.50" WC																																																
<b>001WB</b>	±1.00" WC																																																
<b>Z02LB</b>	±12.5 Pa																																																
<b>O25LB</b>	±25 Pa																																																
<b>O50LB</b>	±50 Pa																																																
<b>100LB</b>	±100 Pa																																																
<b>250LB</b>	±250 Pa																																																
<b>NNNNN</b>	No transducer																																																
<b>RM</b>	Monitor only, no control operation																																																
<b>RC</b>	Control and monitoring, full control operation																																																
<b>7</b>	7" screen																																																
<b>S</b>	Setra logo																																																
<b>N</b>	Quantity 0																																																
<b>1</b>	Quantity 1																																																
<b>2</b>	Quantity 2																																																
<b>3</b>	Quantity 3																																																
<b>4</b>	Quantity 4																																																
<b>5</b>	Quantity 5																																																
<b>6</b>	Quantity 6																																																

<sup>1</sup>Stainless steel pressure pickup port, 2.75" x 4.5", mounts in standard single-gang wall box. Typically 2 are required for each room.

## Model 264 Pressure Transducer

Example part number: 2641R25WB11A1F

Model 264, ±0.25" WC bidirectional pressure range, 4-20 mA output, 1/2 in. conduit enclosure, ±0.25% FS accuracy:

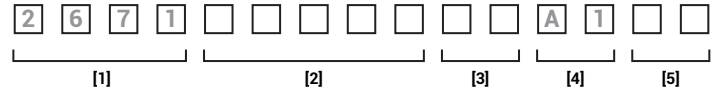


[1]	[2]	[3]	[4]	[5]																		
<b>Model</b>	<b>Pressure range (bidirectional)</b>	<b>Output</b>	<b>Electrical Termination</b>	<b>Accuracy</b>																		
<b>2641</b> Model 264	<table border="1"> <tr><td><b>R05WB</b></td><td>±0.05" WC</td></tr> <tr><td><b>OR1WB</b></td><td>±0.1" WC</td></tr> <tr><td><b>R25WB</b></td><td>±0.25" WC</td></tr> <tr><td><b>OR5WB</b></td><td>±0.5" WC</td></tr> <tr><td><b>001WB</b></td><td>±1" WC</td></tr> </table>	<b>R05WB</b>	±0.05" WC	<b>OR1WB</b>	±0.1" WC	<b>R25WB</b>	±0.25" WC	<b>OR5WB</b>	±0.5" WC	<b>001WB</b>	±1" WC	<table border="1"> <tr><td><b>11</b></td><td>4-20 mA</td></tr> <tr><td><b>2D</b></td><td>0-5 VDC</td></tr> </table>	<b>11</b>	4-20 mA	<b>2D</b>	0-5 VDC	<table border="1"> <tr><td><b>A1</b></td><td>1/2 in. conduit enclosure</td></tr> </table>	<b>A1</b>	1/2 in. conduit enclosure	<table border="1"> <tr><td><b>F</b></td><td>±0.25% FS</td></tr> </table>	<b>F</b>	±0.25% FS
<b>R05WB</b>	±0.05" WC																					
<b>OR1WB</b>	±0.1" WC																					
<b>R25WB</b>	±0.25" WC																					
<b>OR5WB</b>	±0.5" WC																					
<b>001WB</b>	±1" WC																					
<b>11</b>	4-20 mA																					
<b>2D</b>	0-5 VDC																					
<b>A1</b>	1/2 in. conduit enclosure																					
<b>F</b>	±0.25% FS																					

## Model 267 Pressure Transducer

Example part number: 2671R25WB11A1FD

Model 264, ±0.25" WC bidirectional pressure range, 4-20 mA output, 1/2 in. conduit enclosure, ±0.25% FS accuracy with LCD display:

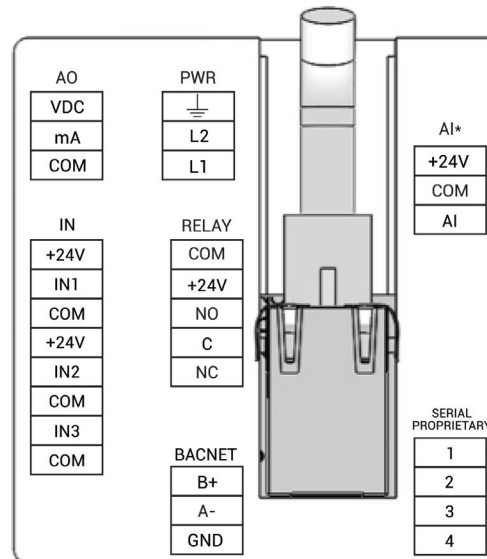


[1]	[2]	[3]	[4]	[5]																						
<b>Model</b>	<b>Pressure range (bidirectional)</b>	<b>Output</b>	<b>Electrical Termination</b>	<b>Accuracy</b>																						
<b>2671</b> Model 267	<table border="1"> <tr><td><b>R05WB</b></td><td>±0.05" WC</td></tr> <tr><td><b>OR1WB</b></td><td>±0.1" WC</td></tr> <tr><td><b>R25WB</b></td><td>±0.25" WC</td></tr> <tr><td><b>OR5WB</b></td><td>±0.5" WC</td></tr> <tr><td><b>001WB</b></td><td>±1" WC</td></tr> </table>	<b>R05WB</b>	±0.05" WC	<b>OR1WB</b>	±0.1" WC	<b>R25WB</b>	±0.25" WC	<b>OR5WB</b>	±0.5" WC	<b>001WB</b>	±1" WC	<table border="1"> <tr><td><b>11</b></td><td>4-20 mA</td></tr> <tr><td><b>2D</b></td><td>0-5 VDC</td></tr> <tr><td><b>2E</b></td><td>0-10 VDC</td></tr> </table>	<b>11</b>	4-20 mA	<b>2D</b>	0-5 VDC	<b>2E</b>	0-10 VDC	<table border="1"> <tr><td><b>A1</b></td><td>1/2 in. Conduit Enclosure</td></tr> </table>	<b>A1</b>	1/2 in. Conduit Enclosure	<table border="1"> <tr><td><b>FN</b></td><td>±0.25% FS, no LCD display</td></tr> <tr><td><b>FD</b></td><td>±0.25% FS, w/ LCD display</td></tr> </table>	<b>FN</b>	±0.25% FS, no LCD display	<b>FD</b>	±0.25% FS, w/ LCD display
<b>R05WB</b>	±0.05" WC																									
<b>OR1WB</b>	±0.1" WC																									
<b>R25WB</b>	±0.25" WC																									
<b>OR5WB</b>	±0.5" WC																									
<b>001WB</b>	±1" WC																									
<b>11</b>	4-20 mA																									
<b>2D</b>	0-5 VDC																									
<b>2E</b>	0-10 VDC																									
<b>A1</b>	1/2 in. Conduit Enclosure																									
<b>FN</b>	±0.25% FS, no LCD display																									
<b>FD</b>	±0.25% FS, w/ LCD display																									

# Inputs & Outputs

<b>Universal inputs (3)</b>	0-5 VDC, 0-10 VDC, or 4-20 mA input signal* Configurable for either Analog or Digital signals. Use external sensors for pressure, temperature, humidity, or any suitable application. Use as digital input for door, HVAC filter DP, or duct static DP pressure switch.
<b>Analog input (1)</b>	Dedicated for use as input for either on-board pressure transducer, or general AI input. Used only when no transducer is purchased on unit.
<b>Analog output (1)</b>	0-5 VDC, 0-10 VDC, or 4-20 mA output signal. Use as PI control loop to modulate reheat valves or other analog driven devices, pressure output signal, or mirror an input signal. Can be assigned to any room parameter.
<b>Relay output (1)</b>	24 VDC SPDT NO/NC Relay. Use as remote alarm annunciator or other NO/NC applications. Contact rating 2.0A @ 30 VDC
<b>Wire</b>	Stranded shielded twisted pair, 16-24 AWG .14-1.5 mm <sup>2</sup> cross sectional area

\*Installer provided 250Ω resistor required for 4-20mA signal



\*AI for on-board transducer or general AI input.



**Setra Systems, Inc.**

159 Swanson Road  
Boxborough, MA 01719

800.257.3872  
[www.setra.com](http://www.setra.com)

© Setra Systems, Inc. All rights reserved.

The Setra Systems name and logo  
are trademarks of Setra Systems, Inc.